

## HIGHLIGHTS OF PRESCRIBING INFORMATION

**These highlights do not include all the information needed to use Doxycycline Hydrate Delayed-Release Tablets safely and effectively. See Full Prescribing Information for Doxycycline Hydrate Delayed-Release Tablets.**

**Doxycycline Hydrate Delayed-Release Tablets, for oral use.**

**Initial U.S. Approval: 1967**

### INDICATIONS AND USAGE

Doxycycline hydrate delayed-release tablets are a tetracycline-class drug indicated for:

- Rickettsial infections (1.1)
- Sexually transmitted infections (1.2)
- Respiratory tract infections (1.3)
- Specific bacterial infections (1.4)
- Ophthalmic infections (1.5)
- Anthrax, including inhalational anthrax (post-exposure) (1.6)
- Alternative treatment for selected infections when penicillin is contraindicated (1.7)
- Adjunctive therapy in acute intestinal amebiasis and severe acne (1.8)
- Prophylaxis of malaria (1.9)

To reduce the development of drug-resistant bacteria and maintain the effectiveness of doxycycline hydrate and other antibacterial drugs, Doxycycline hydrate delayed-release tablets should be used only to treat or prevent infections that are proven or strongly suspected to be caused by bacteria. (1)

### DOSAGE AND ADMINISTRATION

- Adults:
  - The usual dosage is 200 mg on the first day of treatment (administered 100 mg every 12 hours) followed by a maintenance dose of 100 mg daily. (2.1)
  - In the management of more severe infections (particularly chronic infections of the urinary tract), 100 mg every 12 hours is recommended. (2.1)
- Pediatric Patients:
  - For all pediatric patients weighing less than 45 kg with severe or life-threatening infections (e.g., anthrax, Rocky Mountain spotted fever), the recommended dose is 2.2 mg per kg of body weight administered every 12 hours. Pediatric patients weighing 45 kg or more should receive the adult dose. (2.1)
  - For pediatric patients with less severe disease (greater than 8 years of age and weighing less than 45 kg), the recommended dose is 4.4 mg per kg of body weight divided into two doses on the first day of treatment, followed by a maintenance dose of 2.2 mg per kg of body weight (given as a single daily dose or divided into two doses). For pediatric patients weighing over 45 kg, the usual adult dose should be used. (2.1)

### DOSAGE FORMS AND STRENGTHS

Tablets: 50 mg, 75 mg, 80 mg, 100 mg, 150 mg, and 200 mg (3)

## FULL PRESCRIBING INFORMATION: CONTENTS

### 1 INDICATIONS AND USAGE

- Rickettsial infections
- Sexually transmitted infections
- Respiratory tract infections
- Specific bacterial infections
- Ophthalmic infections
- Anthrax, including inhalational anthrax (post-exposure)
- Alternative treatment for selected infections when penicillin is contraindicated
- Adjunctive therapy for acute intestinal amebiasis and severe acne
- Prophylaxis of malaria

### 2 DOSAGE AND ADMINISTRATION

- Usual Dosage and Administration
- For prophylaxis of malaria
- Inhalation anthrax (post exposure)
- Sprinkling the tablet over applesauce

### 3 DOSAGE FORMS AND STRENGTHS

### 4 CONTRAINDICATIONS

### 5 WARNINGS AND PRECAUTIONS

- Tooth Development
- Clostridioides difficile*-Associated Diarrhea
- Photosensitivity
- Potential for Microbial Overgrowth
- Severe Skin Reactions
- Intracranial Hypertension
- Skeletal Development
- Antianabolic Action
- Malaria
- Development of Drug-Resistant Bacteria
- Laboratory Monitoring for Long Term Therapy

## FULL PRESCRIBING INFORMATION

### 1 INDICATIONS AND USAGE

To reduce the development of drug-resistant bacteria and maintain the effectiveness of doxycycline hydrate delayed-release tablets and other antibacterial drugs, Doxycycline hydrate delayed-release tablets should be used only to treat or prevent infections that are proven or strongly suspected to be caused by susceptible bacteria. When culture and susceptibility information are available, they should be considered in selecting or modifying antibacterial therapy. In the absence of such data, local epidemiology and susceptibility patterns may contribute to the empiric selection of therapy.

Doxycycline is a tetracycline-class antibacterial indicated in the following conditions or diseases:

#### 1.1 Rickettsial Infections

Rocky Mountain spotted fever, typhus fever and the typhus group, Q fever, rickettsialpox, and tick fevers caused by *Rickettsia*.

#### 1.2 Sexually Transmitted Infections

Uncomplicated urethral, endocervical or rectal infections caused by *Chlamydia trachomatis*. Nongonococcal urethritis caused by *Ureaplasma urealyticum*. Lymphogranuloma venereum caused by *Chlamydia trachomatis*. Granuloma inguinale caused by *Klebsiella granulomatis*. Uncomplicated gonorrhea caused by *Neisseria gonorrhoeae*. Chancroid caused by *Haemophilus ducreyi*.

#### 1.3 Respiratory Tract Infections

Respiratory tract infections caused by *Mycoplasma pneumoniae*.

Psittacosis (ornithosis) caused by *Chlamydophila psittaci*.

Because many strains of the following groups of microorganisms have been shown to be resistant to doxycycline, culture and susceptibility testing are recommended.

Doxycycline is indicated for treatment of infections caused by the following micro-organisms, when bacteriological testing indicates appropriate susceptibility to the drug:

Respiratory tract infections caused by *Haemophilus influenzae*.

Respiratory tract infections caused by *Klebsiella* species.

Upper respiratory infections caused by *Streptococcus pneumoniae*.

#### 1.4 Specific Bacterial Infections

Relapsing fever due to *Borrelia recurrentis*.

Plague due to *Yersinia pestis*.

Tularemia due to *Francisella tularensis*.

Cholera caused by *Vibrio cholerae*.

Campylobacter fetus infections caused by *Campylobacter fetus*.

Bruceellosis due to *Brucella* species (in conjunction with streptomycin).

Bartonellosis due to *Bartonella bacilliformis*.

Because many strains of the following groups of microorganisms have been shown to be resistant to doxycycline, culture and susceptibility testing are recommended.

Doxycycline is indicated for treatment of infections caused by the following gram-negative microorganisms, when bacteriological testing indicates appropriate susceptibility to the drug: *Escherichia coli*

## CONTRAINDICATIONS

Doxycycline hydrate delayed-release tablets are contraindicated in persons who have shown hypersensitivity to any of the tetracyclines. (4)

## WARNINGS AND PRECAUTIONS

- The use of drugs of the tetracycline-class during tooth development (last half of pregnancy, infancy and childhood to the age of 8 years) may cause permanent discoloration of the teeth (yellow-gray-brown). (5.1)
- Clostridioides difficile*-associated diarrhea (CDAD) has been reported: Evaluate patients if diarrhea occurs. (5.2)
- Photosensitivity manifested by an exaggerated sunburn reaction has been observed in some individuals taking tetracyclines. Limit sun exposure. (5.3)
- Overgrowth of non-susceptible organisms, including fungi, may occur. If such infections occur, discontinue use and institute appropriate therapy. (5.4)

## ADVERSE REACTIONS

Adverse reactions observed in patients receiving tetracyclines include anorexia, nausea, vomiting, diarrhea, rash, photosensitivity, urticaria, and hemolytic anemia. (6)

To report SUSPECTED ADVERSE REACTIONS, contact **Mayne Pharma at 1-844-825-8500 or FDA at 1-800-FDA-1088 or [www.fda.gov/medwatch](http://www.fda.gov/medwatch).**

## DRUG INTERACTIONS

- Patients who are on anticoagulant therapy may require downward adjustment of their anticoagulant dosage (2.1)
- Avoid co-administration of tetracyclines with penicillin (2.2)
- Absorption of tetracyclines, including doxycycline hydrate delayed-release tablets, is impaired by antacids containing aluminum, calcium, or magnesium, bismuth subsalicylate and iron-containing preparations (2.3)
- Concurrent use of tetracyclines, including Doxycycline hydrate delayed-release tablets, may render oral contraceptives less effective (2.4)
- Barbiturates, carbamazepine and phenytoin decrease the half-life of doxycycline (2.5)

## USE IN SPECIFIC POPULATIONS

- Tetracycline-class drugs can cause fetal harm when administered to a pregnant woman, but data for doxycycline are limited. (5.6, 8.1)
- Tetracyclines are excreted in human milk; however, the extent of absorption of doxycycline in the breastfed infant is not known. Doxycycline hydrate delayed-release tablet use during nursing should be avoided if possible. (8.3)

See 17 for PATIENT COUNSELING INFORMATION and FDA-approved patient labeling.

Revised: 02/2020

## 6 ADVERSE REACTIONS

- Clinical Trial Experience
  - Postmarketing Experience
- ### 7 DRUG INTERACTIONS
- Anticoagulant Drugs
  - Penicillin
  - Antacids and Iron Preparations
  - Oral Contraceptives
  - Barbiturates and Anti-epileptics
  - Penthane
  - Drug/Laboratory Test Interactions

### 8 USE IN SPECIFIC POPULATIONS

- Pregnancy
- Lactation
- Pediatric Use
- Geriatric Use

### 10 OVERDOSAGE

### 11 DESCRIPTION

### 12 CLINICAL PHARMACOLOGY

- Mechanism of Action
- Pharmacokinetics
- Microbiology

### 13 NONCLINICAL TOXICOLOGY

- Carcinogenesis, Mutagenesis, Impairment of Fertility
- Animal Toxicology and/or Pharmacology

### 14 CLINICAL STUDIES

### 15 REFERENCES

### 16 HOW SUPPLIED/STORAGE AND HANDLING

### 17 PATIENT COUNSELING INFORMATION

- Instructions for breaking the 150 mg Dual-Scored Tablet

\* Sections or subsections omitted from the Full Prescribing Information are not listed.

*Enterobacter aerogenes*

*Shigella* species

*Acinetobacter* species

Urinary tract infections caused by *Klebsiella* species.

#### 1.5 Ophthalmic Infections

Trachoma caused by *Chlamydia trachomatis*, although the infectious agent is not always eliminated as judged by immunofluorescence.

Inclusion conjunctivitis caused by *Chlamydia trachomatis*.

#### 1.6 Anthrax including Inhalational Anthrax (post-exposure)

Anthrax due to *Bacillus anthracis*, including inhalational anthrax (post-exposure): to reduce the incidence or progression of disease following exposure to aerosolized *Bacillus anthracis*.

#### 1.7 Alternative treatment for selected infections when penicillin is contraindicated

When penicillin is contraindicated, doxycycline is an alternative drug in the treatment of the following infections:

Syphilis caused by *Treponema pallidum*.

Yaws caused by *Treponema pallidum* subspecies *pertuse*.

Vincent's infection caused by *Fusobacterium fusiforme*.

Actinomycosis caused by *Actinomyces israelii*.

Infections caused by *Clostridium* species.

#### 1.8 Adjunctive therapy for acute intestinal amebiasis and severe acne

In acute intestinal amebiasis, doxycycline may be a useful adjunctive to amebicides. In severe acne, doxycycline may be useful adjunctive therapy.

#### 1.9 Prophylaxis of malaria

Doxycycline is indicated for the prophylaxis of malaria due to *Plasmodium falciparum* in short-term travelers (less than 4 months) to areas with chloroquine and/or pyrimethamine-sulfadoxine resistant strains [see *Dosage and Administration (2.2)* and *Patient Counseling Information (17)*].

## 2 DOSAGE AND ADMINISTRATION

### 2.1 Usual Dosage and Administration

The usual dosage and frequency of administration of doxycycline differs from that of the other tetracyclines. Exceeding the recommended dosage may result in an increased incidence of side effects.

Adults:

- The usual dose of oral doxycycline is 200 mg on the first day of treatment (administered 100 mg every 12 hours), followed by a maintenance dose of 100 mg daily.
- The maintenance dose may be administered as a single dose or as 50 mg every 12 hours. In the management of more severe infections (particularly chronic infections of the urinary tract), 100 mg every 12 hours is recommended.

Pediatric patients:

- For all pediatric patients weighing less than 45 kg with severe or life threatening infections (e.g., anthrax, Rocky Mountain spotted fever), the recommended dosage of doxycycline is 2.2 mg per kg of body weight administered every 12 hours. Pediatric patients weighing 45 kg or more should receive the adult dose [see *Warnings and Precautions (5.1)*].
- For pediatric patients with less severe disease (greater than 8 years of age and weighing less than 45 kg), the recommended dosage schedule of doxycycline is 4.4 mg per kg of body

weight divided into two doses on the first day of treatment, followed by a maintenance dose of 2.2 mg per kg of body weight (given as a single daily dose or divided into two daily doses). For pediatric patients weighing over 45 kg, the usual adult dose should be used.

Administration of adequate amounts of fluid along with capsule and tablet forms of drugs in the tetracycline-class is recommended to wash down the drugs and reduce the risk of esophageal irritation and ulceration [see *Adverse Reactions (6.1)*].

If gastric irritation occurs, doxycycline may be given with food or milk [see *Clinical Pharmacology (12)*].

When used in streptococcal infections, therapy should be continued for 10 days.

Uncomplicated urethral, endocervical, or rectal infection caused by *Chlamydia trachomatis*: 100 mg by mouth twice a day for 7 days. As an alternate dosing regimen for uncomplicated urethral or endocervical infection caused by *Chlamydia trachomatis*, administer 200 mg by mouth once-a-day for 7 days.

Uncomplicated gonococcal infections in adults (except anaerobic infections in men): 100 mg, by mouth, twice-a-day for 7 days. As an alternate single visit dose, administer 300 mg stat followed in one hour by a second 300 mg dose.

Nongonococcal urethritis (NGU) caused by *U. urealyticum*: 100 mg by mouth twice-a-day for 7 days.

Syphilis – early: Patients who are allergic to penicillin should be treated with doxycycline 100 mg by mouth twice-a-day for 2 weeks.

Syphilis of more than one year's duration: Patients who are allergic to penicillin should be treated with doxycycline 100 mg by mouth twice-a-day for 4 weeks.

Acute epididymo-orchitis caused by *C. trachomatis*: 100 mg, by mouth, twice-a-day for at least 10 days.

#### 2.2 For prophylaxis of malaria

For adults, the recommended dose is 100 mg daily. For children over 8 years of age, the recommended dose is 2 mg/kg given once daily up to the adult dose. Prophylaxis should begin 1 or 2 days before travel to the malarious area. Prophylaxis should be continued daily during travel in the malarious area and for 4 weeks after the traveler leaves the malarious area.

#### 2.3 Inhalational anthrax (post-exposure)

Adults: 100 mg, of doxycycline, by mouth, twice-a-day for 60 days.

Children: weighing less than 45 kg, 2.2 mg/kg of body weight, by mouth, twice-a-day for 60 days. Children weighing 45 kg or more should receive the adult dose.

#### 2.4 Sprinkling the tablet over applesauce

Doxycycline hydrate delayed-release tablets may also be administered by carefully breaking up the tablet and sprinkling the tablet contents (delayed-release pellets) on a spoonful of applesauce. The delayed-release pellets must not be crushed or damaged when breaking up the tablet. Any loss of pellets in the transfer would prevent using the dose. The applesauce/doxycycline hydrate delayed-release tablets mixture should be swallowed immediately without chewing and may be followed by a glass of water if desired. The applesauce should not be hot, and it should be soft enough to be swallowed without chewing. In the event that a prepared dose of applesauce/doxycycline hydrate delayed-release tablets cannot be taken immediately, the mixture should be discarded and not stored for later use.

## 3 DOSAGE FORMS AND STRENGTHS

Doxycycline hydrate delayed-release tablets, USP 50 mg are white, oval tablets containing yellow pellets and debossed with "D1" on one face and plain on the other. Each tablet contains specially coated pellets of doxycycline hydrate equivalent to 50 mg of doxycycline.

Doxycycline hydrate delayed-release tablets, USP 75 mg are white, oval scored tablets containing yellow pellets and debossed with "D15" on one face and plain on the other. Each tablet contains specially coated pellets of doxycycline hydrate equivalent to 75 mg of doxycycline.

Doxycycline hydrate delayed-release tablets, USP 80 mg are white, oval scored tablets containing yellow pellets and debossed with "D18" on one face and plain on the other. Each tablet contains specially coated pellets of doxycycline hydrate equivalent to 80 mg of doxycycline.

Doxycycline hydrate delayed-release tablets, USP, 100 mg are white, oval scored tablets containing yellow pellets and debossed with "D10" on one face and plain on the other. Each tablet contains specially coated pellets of doxycycline hydrate equivalent to 100 mg of doxycycline.

Doxycycline hydrate delayed-release tablets, USP, 150 mg are white, rectangular dual-scored tablets containing yellow pellets and debossed with "D11" on one face and dual-scored on the other. Each tablet contains specially coated pellets of doxycycline hydrate equivalent to 150 mg of doxycycline.

Doxycycline hydrate delayed-release tablets, 200 mg are white, oval scored tablets containing yellow pellets and debossed with "D10" on one face and plain on the other. Each tablet contains specially coated pellets of doxycycline hydrate equivalent to 200 mg of doxycycline.

## 4 CONTRAINDICATIONS

The drug is contraindicated in persons who have shown hypersensitivity to any of the tetracyclines.

## 5 WARNINGS AND PRECAUTIONS

### 5.1 Tooth Development

The use of drugs of the tetracycline-class during tooth development (last half of pregnancy, infancy and childhood to the age of 8 years) may cause permanent discoloration of the teeth (yellow-gray-brown). This adverse reaction is more common during long-term use of the drugs but it has been observed following repeated short-term courses. Enamel hypoplasia has also been reported. Use doxycycline hydrate delayed-release tablets in pediatric patients 8 years of age or less only when the potential benefits are expected to outweigh the risks in severe or life-threatening conditions (e.g., anthrax, Rocky Mountain spotted fever), particularly when there are no alternative therapies.

### 5.2 Clostridioides difficile Associated Diarrhea

*Clostridioides difficile* associated diarrhea (CDAD) has been reported with use of nearly all antibacterial agents, including doxycycline hydrate delayed-release tablets, and may range in severity from mild diarrhea to fatal colitis. Treatment with antibacterial agents alters the normal flora of the colon leading to overgrowth of *C. difficile*.

*C. difficile* produces toxins A and B which contribute to the development of CDAD. Hypertoxin producing strains of *C. difficile* cause increased morbidity and mortality, as these infections can be refractory to antimicrobial therapy and may require colectomy. CDAD must be considered in all patients who present with diarrhea following antibacterial use. Careful medical history is necessary since CDAD has been reported to occur over two months after the administration of antibacterial agents.

If CDAD is suspected or confirmed, ongoing antibacterial use not directed against *C. difficile* may need to be discontinued. Appropriate fluid and electrolyte management, protein supplementation, antibacterial treatment of *C. difficile*, and surgical evaluation should be instituted as clinically indicated.

### 5.3 Photosensitivity

Photosensitivity manifested by an exaggerated sunburn reaction has been observed in some individuals taking tetracyclines. Patients apt to be exposed to direct sunlight or ultraviolet light should be advised that this reaction can occur with tetracycline drugs, and treatment should be discontinued at the first evidence of skin erythema.

### 5.4 Potential for Microbial Overgrowth

As with other antibacterial preparations, use of doxycycline hydrate delayed-release tablets may result in overgrowth of non-susceptible organisms, including fungi. If superinfection occurs, the antibacterial should be discontinued and appropriate therapy instituted.

### 5.5 Severe Skin Reactions

Severe skin reactions, such as exfoliative dermatitis, erythema multiforme, Stevens-Johnson syndrome, toxic epidermal necrolysis, and drug reaction with eosinophilia and systemic symptoms (DRESS) have been reported in patients receiving doxycycline [see *Adverse Reactions (6)*]. If severe skin reactions occur, doxycycline should be discontinued immediately and appropriate therapy should be instituted.

### 5.6 Intracranial Hypertension

Intracranial hypertension (IH, pseudotumor cerebri) has been associated with the use of tetracycline including doxycycline hydrate delayed-release tablets. Clinical manifestations of IH include headache, blurred vision, diplopia, and vision loss; papilledema can be found on funduscopy. Women of childbearing age who are overweight or have a history of IH are at greater risk for developing tetracycline associated IH. Avoid concomitant use of isotretinoin and

Doxycycline hydrate delayed-release tablets because isotretinoin is also known to cause pseudotumor cerebri.

Although IH typically resolves after discontinuation of treatment, the possibility for permanent visual loss exists. If visual disturbance occurs during treatment, prompt ophthalmologic evaluation is warranted. Since intracranial pressure can remain elevated for weeks after drug cessation patients should be monitored until they stabilize.

### 5.7 Skeletal Development

All tetracyclines form a stable calcium complex in any bone-forming tissue. A decrease in fibula growth rate has been observed in premature given oral tetracycline in doses of 25 mg/kg every six hours. This reaction was shown to be reversible when the drug was discontinued.

Results of animal studies indicate that tetracyclines cross the placenta, are found in fetal tissues, and can have toxic effects on the developing fetus (often related to retardation of skeletal development). Evidence of embryotoxicity also has been noted in animals treated early in pregnancy. If any tetracycline is used during pregnancy or if the patient becomes pregnant while taking these drugs, the patient should be apprised of the potential hazard to the fetus.

### 5.8 Antianabolic Action

The antianabolic action of the tetracyclines may cause an increase in BUN. Studies to date indicate that this does not occur with the use of doxycycline in patients with impaired renal function.

### 5.9 Malaria

Doxycycline offers substantial but not complete suppression of the asexual blood stages of *Plasmodium* strains.

Doxycycline does not suppress *P. falciparum*'s sexual blood stage gametocytes. Subjects completing this prophylactic regimen may still transmit the infection to mosquitoes outside endemic areas.

### 5.10 Development of Drug-Resistant Bacteria

Prescribing doxycycline hydrate delayed-release tablets in the absence of a proven or strongly suspected bacterial infection or a prophylactic indication is unlikely to provide benefit to the patient and increases the risk of the development of drug-resistant bacteria.

### 5.11 Laboratory Monitoring for Long-Term Therapy

In long-term therapy, periodic laboratory evaluation of organ systems, including hematopoietic, renal, and hepatic studies should be performed.

## 6 ADVERSE REACTIONS

### 6.1 Clinical Trial Experience

The safety and efficacy of Doxycycline hydrate delayed-release tablets, 200 mg as a single daily dose was evaluated in a multicenter, randomized, double-blind, active-controlled study. Doxycycline hydrate delayed-release tablets, 200 mg was given orally once-a-day for 7 days and compared to doxycycline hydrate capsules 100 mg given orally twice daily for 7 days for the treatment of men and women with uncomplicated urogenital *C. trachomatis* infection.

Adverse events in the Safety Population were reported by 99 (40.2%) subjects in the doxycycline hydrate delayed-release tablets, 200 mg treatment group and 132 (53.2%) subjects in the doxycycline hydrate capsules reference treatment group. Most AEs were mild in intensity. The most commonly reported adverse events in both treatment groups were nausea, vomiting, diarrhea, and bacterial vaginitis, Table 1.

Table 1: Adverse Reactions Reported in Greater than or Equal to 2% of Subjects	
	Doxycycline hydrate delayed-release tablets 200 mg N = 246
Preferred Term	n (%)
Subjects with any AE	99 (40.2)
Nausea	33 (13.4)
Vomiting	20 (8.1)
Headache	5 (2.0)
Diarrhea	8 (3.3)
Abdominal Pain Upper	5 (2.0)
Vaginitis Bacterial	8 (3.3)
Vulvovaginal Mycotic Infection	5 (2.0)

Because clinical trials are conducted under prescribed conditions, adverse reaction rates observed in the clinical trial may not always reflect the rates observed in practice.

### 6.2 Postmarketing Experience

The following adverse reactions have been identified during post-approval use of doxycycline. Because these reactions are reported voluntarily from a population of uncertain size, it is not always possible to reliably estimate a causal relationship to drug exposure.

Due to oral doxycycline's virtually complete absorption, side effects to the lower bowel, particularly diarrhea, have been infrequent. The following adverse reactions have been observed in patients receiving tetracyclines:

**Gastrointestinal:** Anorexia, nausea, vomiting, diarrhea, glossitis, dysphagia, enterocolitis, inflammatory lesions (with monilial overgrowth) in the oropharyngeal region and pancreatitis. Hepatotoxicity has been reported. These reactions have been caused by both the oral and parenteral administration of tetracyclines. Superficial discoloration of the adult permanent dentition, reversible upon drug discontinuation and professional dental cleaning has been reported. Permanent tooth discoloration and enamel hypoplasia may occur with drugs of the tetracycline class when used during tooth development [see

## 8 USE IN SPECIFIC POPULATIONS

### 8.1 Pregnancy

#### Teratogenic Effects. Pregnancy Category D:

##### Risk Summary

There are no adequate and well-controlled studies on the use of doxycycline in pregnant women. The vast majority of reported experience with doxycycline during human pregnancy is short-term, first trimester exposure. There are no human data available to assess the effects of long-term therapy of doxycycline in pregnant women such as that proposed for the treatment of anthrax exposure. An expert review of published data on experiences with doxycycline use during pregnancy by TERIS - the Teratogen Information System - concluded that therapeutic doses during pregnancy are unlikely to pose a substantial teratogenic risk (the quantity and quality of data were assessed as limited to fair), but the data are insufficient to state that there is no risk.<sup>1</sup>

##### Data

##### Human Data

A case-control study (18,515 mothers of infants with congenital anomalies and 32,804 mothers of infants with no congenital anomalies) shows a weak but marginally statistically significant association with total malformations and use of doxycycline anytime during pregnancy. Sixty-three (0.19%) of the controls and 56 (0.30%) of the cases were treated with doxycycline. This association was not seen when the analysis was confined to maternal treatment during the period of organogenesis (that is, in the second and third months of gestation), with the exception of a marginal relationship with neural tube defect based on only two-exposed cases.<sup>2</sup>

A small prospective study of 81 pregnancies describes 43 pregnant women treated for 10 days with doxycycline during early first trimester. All mothers reported their exposed infants were normal at 1 year of age.<sup>3</sup>

Nonteratogenic effects: [see *Warnings and Precautions* (5.1, 5.6)].

### 8.2 Lactation

#### Risk Summary

Tetracyclines are excreted in human milk, however, the extent of absorption of tetracyclines including doxycycline, by the breastfed infant is not known. Short-term use by lactating women is not necessarily contraindicated. The effects of prolonged exposure to doxycycline in breast milk are unknown.<sup>4</sup> Because of the potential for serious adverse reactions in nursing infants from doxycycline, a decision should be made whether to discontinue nursing or to discontinue the drug, taking into account the importance of the drug to the mother [see *Warnings and Precautions* (5.1, 5.6)].

### 8.4 Pediatric use

Because of the effects of drugs of the tetracycline-class on tooth development and growth, use of doxycycline hydrate delayed-release tablets in pediatric patients 8 years of age or less only when the potential benefits are expected to outweigh the risks in severe or life-threatening conditions (e.g., anthrax, Rocky Mountain spotted fever), particularly, when there are no alternative therapies [see *Warnings and Precautions* (5.1, 5.6) and *Dosage and Administration* (2.1, 2.3)].

### 8.5 Geriatric use

Clinical studies of doxycycline hydrate delayed-release tablets did not include sufficient numbers of subjects aged 65 and over to determine whether they respond differently from younger subjects. Other reported clinical experience has not identified differences in responses between the elderly and younger patients.

Doxycycline hydrate delayed-release tablets, USP, 50 mg contain 3 mg (0.131 mEq) of sodium.

Doxycycline hydrate delayed-release tablets, USP, 75 mg contain 4.5 mg (0.196 mEq) of sodium.

Doxycycline hydrate delayed-release tablets, USP, 80 mg contain 4.8 mg (0.209 mEq) of sodium.

Doxycycline hydrate delayed-release tablets, USP, 100 mg contain 6 mg (0.261 mEq) of sodium.

Doxycycline hydrate delayed-release tablets, USP, 150 mg contain 9 mg (0.392 mEq) of sodium.

Doxycycline hydrate delayed-release tablets, USP, 200 mg contain 12 mg (0.522 mEq) of sodium.

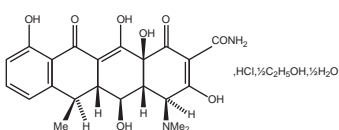
## 10 OVERDOSAGE

In case of overdosage, discontinue medication, treat symptomatically and institute supportive measures. Dialysis does not alter serum half-life and thus would not be of benefit in treating cases of overdosage.

## 11 DESCRIPTION

Doxycycline hydrate delayed-release tablets, for oral administration, contain specially coated pellets of doxycycline hydrate, a broad-spectrum antibacterial synthetically derived from oxytetracycline, in a delayed-release formulation for oral administration.

The structural formula for doxycycline hydrate is:



with a molecular formula of C<sub>22</sub>H<sub>26</sub>N<sub>2</sub>O<sub>8</sub> · HCl, 1/2 C<sub>2</sub>H<sub>4</sub>O, 1/2 H<sub>2</sub>O and a molecular weight of 512.9. The chemical designation for doxycycline hydrate is [4S,4aR,5S,5aR,6R,12aS]-4-[(dimethylamino)-1,4,4a,5,5a,6,11,12a-octahydro-3,5,10,12,12a-pentahydroxy-6-methyl-1,11-deoxonaphthacene-2-carboxamide monohydrochloride, compound with ethyl alcohol (2:1), monohydrate. Doxycycline hydrate is a yellow crystalline powder soluble in water and in solutions of alkali hydroxides and carbonates. Doxycycline has a high degree of lipid solubility and a low affinity for calcium binding. It is highly stable in normal human serum. Doxycycline will not degrade into an epianhydro form.

Inactive ingredients in the tablet formulation are: lactose monohydrate; microcrystalline cellulose; sodium lauryl sulfate; sodium chloride; talc; anhydrous lactose; corn starch; croscopolone; magnesium stearate; cellulose polymer coating.

## 12 CLINICAL PHARMACOLOGY

### 12.1 Mechanism of Action

Doxycycline is an antibacterial drug [see *Microbiology* (12.4)].

### 12.2 Pharmacokinetics

Following single and multiple-dose administration of doxycycline hydrate delayed-release tablets, 200 mg to adult volunteers, average peak plasma doxycycline concentration (C<sub>max</sub>) was 4.6 mcg/mL and 6.3 mcg/mL, respectively with median t<sub>max</sub> of 3 hours; the corresponding mean plasma concentration values 24 hours after single and multiple doses were 1.5 mcg/mL and 2.3 mcg/mL, respectively.

### Absorption

Doxycycline is virtually completely absorbed after oral administration.

### Effect of Food

The mean C<sub>max</sub> and AU<sub>0-∞</sub> of doxycycline are 24% and 13% lower, respectively, following single dose administration of doxycycline hydrate delayed-release tablets, 100 mg with a high fat meal (including milk) compared to fasted conditions. The mean C<sub>max</sub> of doxycycline is 19% lower and the AU<sub>0-∞</sub> is unchanged following single dose administration of doxycycline hydrate delayed-release tablets, 150 mg with a high fat meal (including milk) compared to fasted conditions. The clinical significance of these decreases is unknown. Doxycycline bioavailability from doxycycline hydrate delayed-release tablets, 200 mg was not affected by food, but the incidence of nausea was higher in fasted subjects. The 200 mg tablets may be administered without regard to meals.

When doxycycline hydrate delayed-release tablets are sprinkled over applesauce and taken with or without water, the extent of doxycycline absorption is unchanged, but the rate of absorption is increased slightly.

### Elimination

Tetracyclines are concentrated in bile by the liver and excreted in the urine and feces at high concentrations and in a biologically active form. Excretion of doxycycline by the kidney is about 40%/72 hours in individuals with a creatinine clearance of about 75 mL/min. This percentage may fall as low as 1-5%/72 hours in individuals with a creatinine clearance below 10 mL/min.

### Specific Populations

#### Patients with Renal Impairment

Studies have shown no significant difference in the serum half-life of doxycycline (range 18 to 22 hours) in individuals with normal and severely impaired renal function. Hemodialysis does not alter the serum half-life.

### Pediatric Patients

Population pharmacokinetic analysis of sparse concentration-time data of doxycycline, following standard of care intravenous and oral dosing in 44 children (2-18 years of age) showed that allometrically-scaled clearance of doxycycline in children ≥2 to ≤8 years of age (median [range] 3.58 [2.27-10.82] L/h/70 kg, N=11) did not differ significantly from children >8 to 18 years of age (3.27 [1.11-8.12] L/h/70 kg, N=33). For pediatric patients weighing ≤45 kg, body weight normalized doxycycline CL in those ≥2 to ≤8 years of age (median [range] 0.071 [0.041-0.202] L/kg/h, N=10) did not differ significantly from those >8 to 18 years of age (0.081 [0.035-0.126] L/kg/h, N=8). In pediatric patients weighing >45 kg no clinically significant differences in body weight normalized doxycycline CL were observed between those ≥2 to ≤8 years (0.050 L/kg/h, N=1) and those >8 years of age (0.044 [0.014-0.121] L/kg/h, N=25). No clinically significant difference in CL differences between oral and IV were observed in the small cohort of pediatric patients who received the oral (N=19) or IV (N=21) formulation alone.

## 12.4 Microbiology

### Mechanism of Action

Doxycycline inhibits bacterial protein synthesis by binding to the 30S ribosomal subunit. Doxycycline has bacteriostatic activity against a broad range of Gram-positive and Gram-negative bacteria.

### Resistance

Cross-resistance between tetracyclines is common.

### Antimicrobial Activity

Doxycycline has been shown to be active against most isolates of the following microorganisms, both *in vitro* and in clinical infections. [see *Indications and Usage* (1)].

### Gram-Negative Bacteria

#### *Acinetobacter* species

#### *Bartonella bacilliformis*

#### *Brucella* species

#### *Campylobacter fetus*

#### *Enterobacter aerogenes*

#### *Escherichia coli*

#### *Francisella tularensis*

#### *Haemophilus ducreyi*

#### *Haemophilus influenzae*

#### *Klebsiella granulomatis*

#### *Klebsiella* species

#### *Neisseria gonorrhoeae*

#### *Shigella* species

#### *Vibrio cholerae*

#### *Yersinia pestis*

### Gram-Positive Bacteria

#### *Bacillus anthracis*

#### *Listeria monocytogenes*

#### *Streptococcus pneumoniae*

### Anaerobic Bacteria

#### *Clostridium* species

#### *Fusobacterium fusiforme*

#### *Propionibacterium acnes*

### Other Bacteria

#### *Nocardiae* and other aerobic *Actinomyces* species

#### *Borrelia recurrentis*

#### *Chlamydia psittaci*

#### *Chlamydia trachomatis*

#### *Mycoplasma pneumoniae*

#### Rickettsiae

#### *Treponema pallidum*

#### *Treponema pallidum* subspecies *pertenue*

#### *Ureaplasma urealyticum*

### Parasites

#### *Balantidium coli*

#### *Entamoeba* species

#### *Plasmodium falciparum*<sup>1</sup>

<sup>1</sup>Doxycycline has been found to be active against the asexual erythrocytic forms of *Plasmodium falciparum* but not against the gametocytes of *P. falciparum*. The precise mechanism of action of the drug is not known.

### Susceptibility Testing

For specific information regarding susceptibility test interpretive criteria and associated test methods and quality control standards recognized by FDA for this drug, please see: <https://www.fda.gov/STC>.

## 13 NONCLINICAL TOXICOLOGY

### 13.1 Carcinogenesis, Mutagenesis, Impairment of Fertility

Long-term studies in animals to evaluate carcinogenic potential of doxycycline have not been conducted. However, there has been evidence of oncogenic activity in rats in studies with the related antibacterials, oxytetracycline (adrenal and pituitary tumors) and minocycline (thyroid tumors). Likewise, although mutagenicity studies of doxycycline have not been conducted, positive results in *in vitro* mammalian cell assays have been reported for related antibacterials (tetracycline, oxytetracycline).

Doxycycline administered orally at dosage levels as high as 250 mg/kg/day had no apparent effect on the fertility of female rats. Effect on male fertility has not been studied.

### 13.2 Animal Toxicology and/or Pharmacology

Hyperpigmentation of the thyroid has been produced by members of the tetracycline-class in the following species: in rats by oxytetracycline, doxycycline, tetracycline P<sub>04</sub>, and methacycline; in minipigs by doxycycline, minocycline, tetracycline P<sub>04</sub>, and methacycline; in dogs by doxycycline and minocycline; in monkeys by minocycline.

Minocycline, tetracycline P<sub>04</sub>, methacycline, doxycycline, tetracycline base, oxytetracycline HCl, and tetracycline HCl, were goitrogenic in rats fed a low iodine diet. This goitrogenic effect was accompanied by high radioactive iodine uptake. Administration of minocycline also produced a large goiter with high radioactive iodine uptake in rats fed a relatively high iodine diet.

Treatment of various animal species with this class of drugs has also resulted in the induction of thyroid hyperplasia in the following: in rats and dogs (minocycline); in chickens (chlortetracycline); and in rats and mice (oxytetracycline). Adrenal gland hyperplasia has been observed in goats and rats treated with oxytetracycline.

Results of animal studies indicate that tetracyclines cross the placenta and are found in fetal tissues.

## 14 CLINICAL STUDIES

This was a randomized, double-blind, active-controlled, multicenter trial which enrolled 495 subjects, between 19 to 45 years of age with a confirmed diagnosis of urogenital *C. trachomatis* infection less than 14 days prior to enrollment, or partner(s) of a subject with a known positive test for urogenital *C. trachomatis* infection.

The primary purpose of this study was to evaluate the efficacy and safety of doxycycline hydrate delayed-release tablets, 200 mg once daily versus doxycycline hydrate capsules, 100 mg twice daily for seven days for the treatment of uncomplicated urogenital *C. trachomatis* infection. The primary efficacy objective was to demonstrate non-inferiority of the doxycycline hydrate delayed-release tablets, 200 mg once daily treatment regimen versus the doxycycline 100 mg twice daily treatment regimen for the indication using a negative nucleic acid amplification test (NAAT) at the test of cure visit (day 28) in the mITT population (subjects who were positive at baseline and took at least one day of study drug).

Table 2: Primary Efficacy Outcome – Microbiological Cure of *C. trachomatis* at Day 28

mITT Population	Doxycycline hydrate delayed-release tablets, 200 mg once daily Cure Rate (%)	Doxycycline hydrate capsules, 100 mg twice daily Cure Rate (%)	Difference (%)
N	188	190	
Microbiological Cure, n (%)	163 (86.7)	171 (90.0)	-3.3%
95% Confidence Interval for Cure Rate			-10.3, 3.7

## 15 REFERENCES

- Friedman JM, Polifka JE. *Teratogenic Effects of Drugs. A Resource for Clinicians* (TERIS). Baltimore, MD: The Johns Hopkins University Press: 2000: 149-195.
- Cizeal AE and Rockenbauer M. Teratogenic study of doxycycline. *Obstet Gynecol* 1997; 89: 524-528.
- Horne HW Jr. and Kundsinn RB. The role of mycoplasma among 81 consecutive pregnancies: a prospective study. *Int J Fertil* 1980; 25: 315-317.
- Drugs and Lactation Database (LactMed) [Internet]. Bethesda (MD): National Library of Medicine (US). [Last Revision Date 2015 March 10; cited 2016 Jan]. Doxycycline; LactMed Record Number: 100, [about 3 screens]. Available from: <http://toxnet.nlm.nih.gov/newtoxnet/lactmed.htm>.

## 16 HOW SUPPLIED/STORAGE AND HANDLING

Doxycycline hydrate delayed-release tablets, USP, 50 mg are white, oval tablets containing yellow pellets and debossed with "D" on one face and plain on the other. Each tablet contains specially coated pellets of doxycycline hydrate equivalent to 50 mg of doxycycline.

Bottles of 120 tablets

NDC 51862-709-12

Doxycycline hydrate delayed-release tablets, USP, 75 mg are white, oval scored tablets containing yellow pellets and debossed with "D | 5" on one face and plain on the other. Each tablet contains specially coated pellets of doxycycline hydrate equivalent to 75 mg of doxycycline.

Bottles of 60 tablets

NDC 68308-775-60

Doxycycline hydrate delayed-release tablets, USP, 80 mg are white, oval scored tablets containing yellow pellets and debossed with "D | 8" on one face and plain on the other. Each tablet contains specially coated pellets of doxycycline hydrate equivalent to 80 mg of doxycycline.

Bottles of 30 tablets

NDC 51862-571-30

Doxycycline hydrate delayed-release tablets, USP, 100 mg are white, oval scored tablets containing yellow pellets and debossed with "D | 0" on one face and plain on the other. Each tablet contains specially coated pellets of doxycycline hydrate equivalent to 100 mg of doxycycline.

Bottles of 100 tablets

NDC 68308-710-10

Doxycycline hydrate delayed-release tablets, USP, 150 mg are white, rectangular dual-scored tablets containing yellow pellets and debossed with "D | 1 | 1" on one face and dual-scored on the other. Each tablet contains specially coated pellets of doxycycline hydrate equivalent to 150 mg of doxycycline.

Bottles of 30 tablets

NDC 68308-715-30

Bottles of 100 tablets

NDC 68308-715-10

Doxycycline hydrate delayed-release tablets, 200 mg are white, oval scored tablets containing yellow pellets and debossed with "D | 0" on one face and plain on the other. Each tablet contains specially coated pellets of doxycycline hydrate equivalent to 200 mg of doxycycline.

Bottles of 30 tablets

NDC 68308-716-30

Bottles of 60 tablets

NDC 68308-716-60

Store at 25°C (77°F); excursions permitted to 15 - 30°C (59 - 86°F) [see USP Controlled Room Temperature]. Dispense in a tight, light-resistant container (USP).

## 17 PATIENT COUNSELING INFORMATION

Patients taking doxycycline for malaria prophylaxis should be advised:

- that no present-day antimalarial agent, including doxycycline, guarantees protection against malaria.
  - to avoid being bitten by mosquitoes by using personal protective measures that help avoid contact with mosquitoes, especially from dusk to dawn (for example, staying in well-screened areas, using mosquito nets, covering the body with clothing, and using an effective insect repellent).
  - that doxycycline prophylaxis:
    - should begin 1 to 2 days before travel to the malarious area,
    - should be continued daily while in the malarious area and after leaving the malarious area,
    - should be continued for 4 further weeks to avoid development of malaria after returning from an endemic area,
    - should not exceed 4 months.
- All patients taking doxycycline should be advised:
- to avoid excessive sunlight or artificial ultraviolet light while receiving doxycycline and to discontinue therapy if phototoxicity (for example, skin eruptions, etc.) occurs. Sunscreen or sunblock should be considered [see *Warnings and Precautions* (5.3)].
  - to drink fluids liberally along with doxycycline to reduce the risk of esophageal irritation and ulceration [see *Adverse Reactions* (6.1)].
  - that the absorption of tetracyclines is reduced when taken with foods, especially those that contain calcium. However, the absorption of doxycycline is not markedly influenced by simultaneous ingestion of food or milk [see *Drug Interactions* (7.3)].
  - that the absorption of tetracyclines is reduced when taken with antacids containing aluminum, calcium or magnesium, bismuth subsalicylate, and iron-containing preparations [see *Drug Interactions* (7.3)].
  - that the use of doxycycline might increase the incidence of vaginal candidiasis.

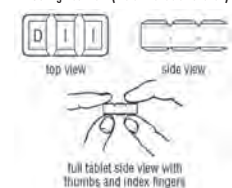
Diarrhea is a common problem caused by antibacterials which usually ends when the antibacterial is discontinued. Sometimes after starting treatment with antibacterials, patients can develop watery and bloody stools (with or without stomach cramps and fever) even as late as two or more months after having taken the last dose of antibacterial. If this occurs, patients should contact their physician as soon as possible.

Patients should be counseled that antibacterial drugs including doxycycline hydrate delayed-release tablets should only be used to treat bacterial infections. They do not treat viral infections (for example, the common cold). When doxycycline hydrate delayed-release tablets is prescribed to treat a bacterial infection, patients should be told that although it is common to feel better early in the course of therapy, the medication should be taken exactly as directed. Skipping doses or not completing the full course of therapy may (1) decrease the effectiveness of the immediate treatment and (2) increase the likelihood that bacteria will develop resistance and will not be treatable by Doxycycline hydrate delayed-release tablets or other antibacterial drugs in the future.

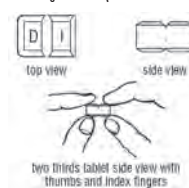
### 17.1 Instructions for Breaking the 150 mg Doxycycline Hydrate Delayed-Release Dual-Scored Tablet

The tablet is marked with separation lines (score lines) and may be broken at these score lines to provide any of the following doses.

- 150 mg treatment (the entire tablet is taken)



- 100 mg treatment (two thirds of the tablet or two 50 mg tablet segments are taken)



- 50 mg treatment (one third of the tablet is taken)



To break the tablet, the tablet is held between the thumbs and index fingers close to the appropriate score line. Then, with the score line facing the patient, enough pressure is applied to snap the tablet segments apart (segments that do not break along the score line should not be used).

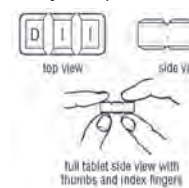
### FDA-Approved Patient Labeling

Doxycycline hydrate delayed-release tablets, 50 mg, 75 mg, 80 mg, 100 mg, 150 mg and 200 mg

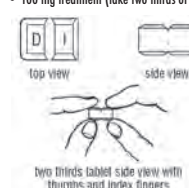
### Instructions for Breaking the 150 mg Doxycycline hydrate delayed-release dual-scored tablet

Your doctor may find it necessary to adjust your dosage of doxycycline hydrate delayed-release tablets to obtain the proper treatment response. The tablet is marked with separation lines (score lines) and may be broken at these score lines to provide any of the following doses. If your doctor prescribed:

- 150 mg treatment (take the entire tablet)



- 100 mg treatment (take two thirds of the tablet or two 50 mg tablet segments)



- 50 mg treatment (take one third of the tablet)



To break the tablet, hold the tablet between your thumbs and index fingers close to the appropriate score line. Then, with the score line facing you, apply enough pressure to snap the tablet segments apart (do not use segments that do not break along the score line).

### Rx only

Distributed by:

Mayne Pharma

Greenville, NC 27834

Manufactured by:

Mayne Pharma International Pty Ltd

Salisbury South, SA 5106

Australia

61449

